

Christmas

Activity Set

from:

www.ScrapbookScrapbook.com


This is part of the 28 page Christmas Paper Craft Activities Set for Color, Cut & Assemble Fun. For convenience the set is divided by project since some of the projects require different types of paper.



NOTICE:

This Christmas Activity Set is free for your personal use. No parts of this set may be distributed or sold in printed form, in Digital form or as part of a collection. Don't even think of putting it on a CD!

Hanging Silhouette Ornaments




On this and the following 4 pages you will find all the parts to make 4 sturdy hanging silhouettes. Refer to the drawings on this page to see how they look finished. The inside figures hang freely within the frame.

www.ScrapbookScrapbook.com

Print on Cardstock

Instructions: Cut out both backs and fronts of frames and figures. Lay a frame back flat on the table and find and arrange the inside figures so they do not touch the frame. Cut short pieces of string or thread to reach from the top of the frame to the top of the inside figure. Glue the strings in place. Then glue the top pieces on so that the string ends are enclosed. All of silhouette will now be two thicknesses. Keep your ornament flat until the glue dries. Carefully punch the hole to hang your silhouette with a piece of string or an ornament hanger. Now hang them in a window or doorway OR on your tree.



This snowman figure, and the snowflakes go in the round frame.

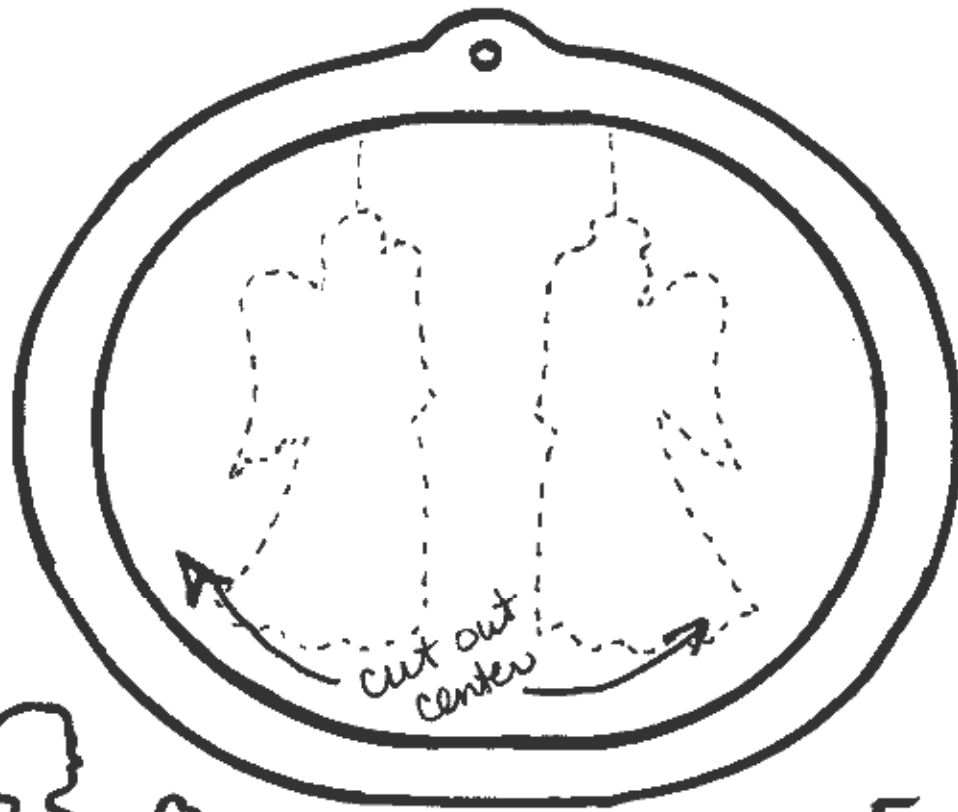
The star is for the heart frame.

The goose is for the rectangle.



Figure Fronts

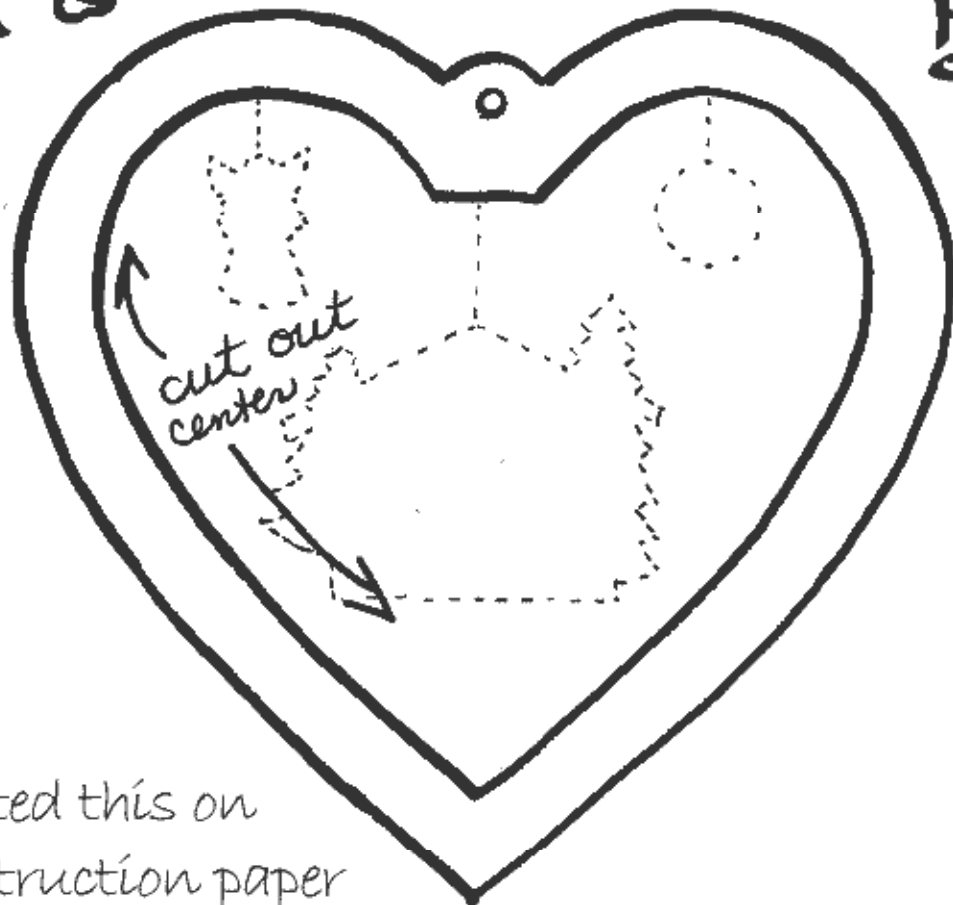
Figure Backs



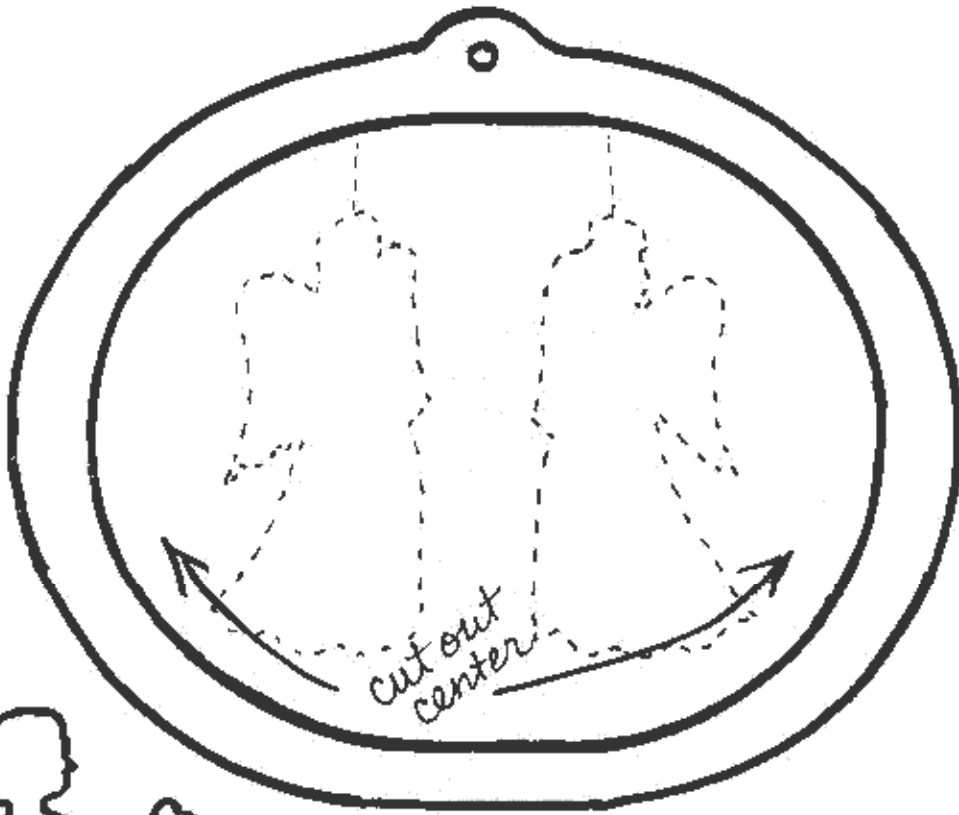
© www.ScrapbookScrapbook.com

This figure goes in the rectangle frame.

Frame & Figure Fronts




We printed this on red construction paper



This figure goes in the
rectangle frame.

© www.ScrapbookScrapbook.com



We printed this on
red construction paper

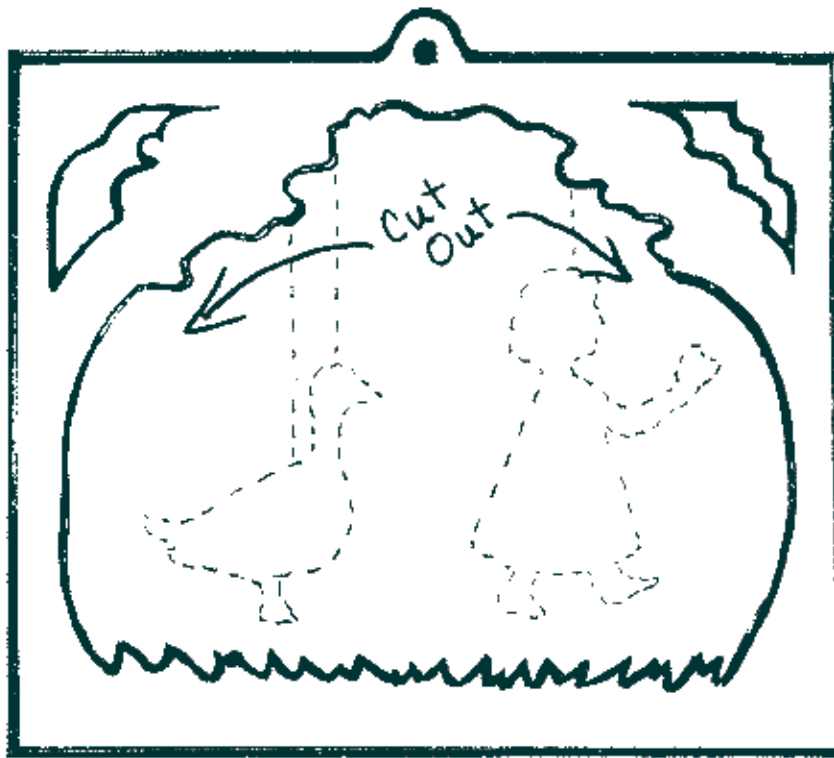
Frame
&
Figure
Backs
∞



Small angel for the heart frame



Small tree for the heart frame




These angels go in the oval frame



© www.ScrapbookScrapbook.com

Fronts



This stable goes in the heart frame



Frame & Figure Fronts


We printed this on green construction paper



Small angel for the heart frame



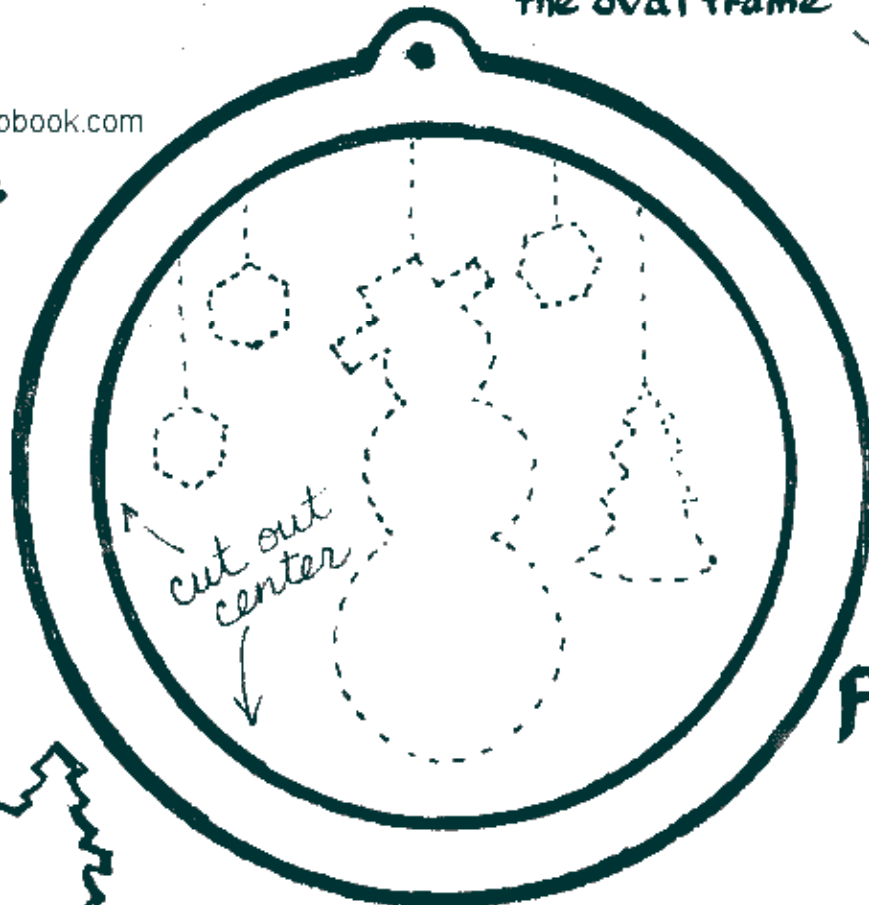
Small tree for the heart frame



These angels go in the oval frame

© www.ScrapbookScrapbook.com

Backs



This stable goes in the heart frame



Frame & Figure Backs

We printed this on green construction paper