

# Christmas

## Activity Set

from:

[www.ScrapbookScrapbook.com](http://www.ScrapbookScrapbook.com)

This is part of the 28 page Christmas Paper Craft Activities Set for Color, Cut & Assemble Fun. For convenience the set is divided by project since some of the projects require different types of paper.

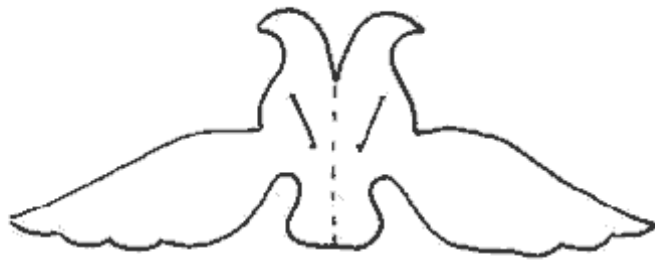


### NOTICE:

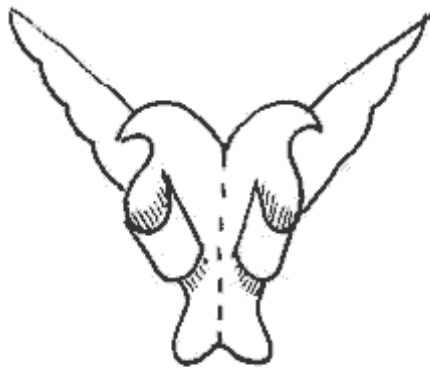
This Christmas Activity Set is free for your personal use. No parts of this set may be distributed or sold in printed form, in Digital form or as part of a collection. Don't even think of putting it on a CD!

# Graceful Bird in Flight

Print As Many As You Like  
You Can Also Print These  
On Different Color Papers



© www.ScrapbookScrapbook.com




To make these easy  
and graceful birds,  
just fold the paper in  
half & cut the birds  
out along the solid lines.


Carefully cut the slit  
thru both thicknesses of  
paper - Curl the wings  
toward the center &  
thru the slits. One drop  
of glue between both sides  
of the head holds the bird  
perfect shape.

Perch your birds  
on the Christmas tree  
branches or

run a piece of string  
thru the little dot on  
the birds back & you  
can hang them all  
over your house !!



Fold along dotted line before cutting



© www.ScrapbookScrapbook.com

Fold along dotted line before cutting