

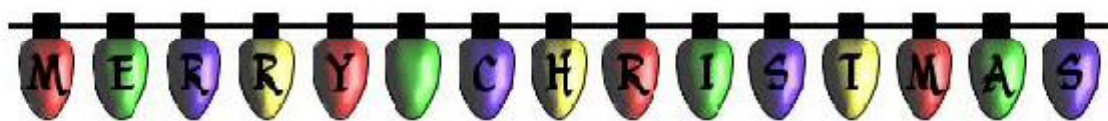
Christmas

Activity Set

A4 version from:

www.ScrapbookScrapbook.com

This is part of the 28 page Christmas Paper Craft Activities Set for Color, Cut & Assemble Fun. For convenience the set is divided by project since some of the projects require different types of paper.

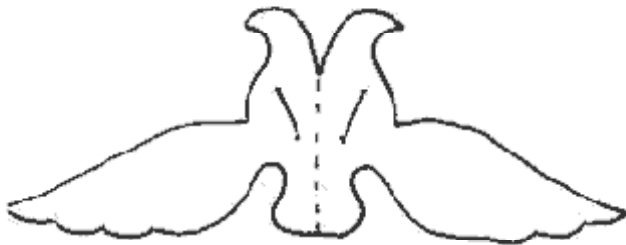


NOTICE:

This Christmas Activity Set is free for your personal use. No parts of this set may be distributed or sold in printed form, in Digital form or as part of a collection. Don't even think of putting it on a CD!

Fanciful Bird in Flight

Print As Many As You Like
You Can Also Print These
On Different Color Papers



© www.ScrapbookScrapbook.com




To make these easy and graceful birds, just fold the paper in half & cut the birds out along the solid lines.


Carefully cut the slit thru both thicknesses of paper - Curl the wings toward the center & thru the slits. One drop of glue between both sides of the head holds the bird perfect shape.

Perch your birds on the Christmas tree branches or

run a piece of string thru the little dot on the birds back & you can hang them all over your house !!



Fold along dotted line before cutting



© www.ScrapbookScrapbook.com

Fold along dotted line before cutting